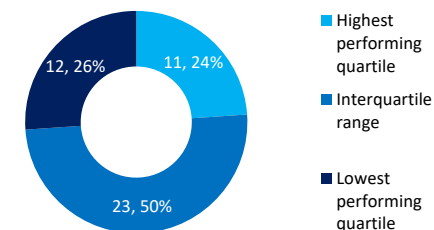
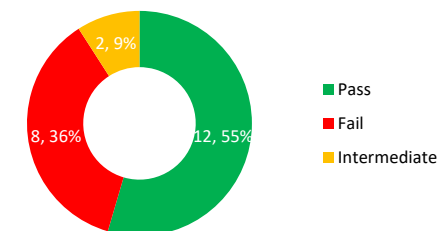


Area	Metric	Period	Latest value	England value	National Benchmark	National Target	Target met	Target achieved	Change in performance
Mental health	123a: Improving Access to Psychological Therapies – recovery	19-20 Q2	49.57%	51.80%	Lowest performing quartile	50%	Fail	●	↓
	123b: Improving Access to Psychological Therapies – access	19-20 Q1	4.02%	4.68%	Lowest performing quartile	n/app		●	↓
	123c: People with first episode of psychosis starting treatment with a NICE-recommended package of care treated within 2 weeks of referral	2019 09	79.49%	76.60%	Interquartile range	56%	Pass	●	↓
	123f: Mental health out of area placements	2019 11	49	129	Interquartile range	n/app		●	↑
	123g: Proportion of people on GP severe mental illness register receiving physical health checks	19-20 Q2	47.40%	30.00%	Highest performing quartile	60%	Fail	●	↑
	123j: Ensuring the quality of mental health data submitted to NHS Digital is robust (DQMI)	2019 10	95.34%		Interquartile range	n/app		●	↑
Diabetes	103a: Diabetes patients that have achieved all the NICE recommended treatment targets: three (HbA1c, cholesterol and blood pressure) for adults and one (HbA1c) for children	2018-19	41.69%	39.10%	Highest performing quartile	n/app		●	↑
	103b: People with diabetes diagnosed less than a year who attend a structured education course	2017-18 (2)	1.60%	12.10%	Lowest performing quartile	n/app		●	↓
Falls	104a: Injuries from falls in people aged 65 and over	19-20 Q2	2875	2065	Lowest performing quartile	n/app		●	↓
Health inequalities	106a: Inequality in unplanned hospitalisation for chronic ambulatory care sensitive and urgent care sensitive conditions	19-20 Q2	3134	2211	Lowest performing quartile	n/app		●	↓
Antimicrobial resistance	107a: Antimicrobial resistance: appropriate prescribing of antibiotics in primary care	2019 11	0.942	0.935	Interquartile range	0.965	Pass	●	↓
	107b: Antimicrobial resistance: appropriate prescribing of broad spectrum antibiotics in primary care	2019 11	7.15%	8.37%	Highest performing quartile	10%	Pass	●	↑
Acute emergency care and transfers of care	127e: Delayed transfers of care per 100,000 population	2019 12	5.8	10.9	Highest performing quartile	n/app		●	↑
	127f: Population use of hospital beds following emergency admission	19-20 Q2	1228	982	Lowest performing quartile	n/app		●	↑

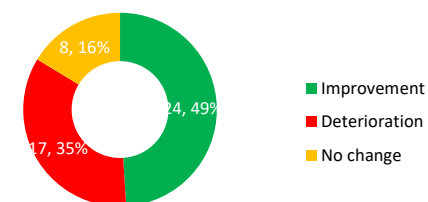
Benchmarked performance



Achieved Targets



Direction of change



Area	Metric	Period	Latest value	England value	National Benchmark	National Target	Target met	Target achieved	Change in performance
Cancer services	122a: Cancers diagnosed at early stage	2017	50.75%	52.20%	Interquartile range		n/app		
	122b: People with urgent GP referral having first definitive treatment for cancer within 62 days of referral	19-20 Q2	82.55%	77.80%	Interquartile range	85%	Fail		
	122c: One-year survival from all cancers	2017	74.70%	73.30%	Highest performing quartile	75%	Fail		
	122d: Cancer patient experience	2018	8.8		Interquartile range		n/app		
Finance and use of resources	109a: Reducing the rate of low priority prescribing	19-20 Q2	Amber		n/app		n/app		
	123i: Delivery of the mental health investment standard	19-20 Q2	Green		n/app		n/app		
	141b: In-year financial performance	19-20 Q2	Red		n/app		n/app		
	145a: Expenditure in areas with identified scope for improvement	19-20 Q2	Red		n/app		n/app		
General	121a: Provision of high quality care: hospital	19-20 Q1	59		Lowest performing quartile		n/app		
	121b: Provision of high quality care: primary medical services	19-20 Q1	68		Highest performing quartile		n/app		
	132a: Evidence that sepsis awareness raising amongst healthcare professionals has been prioritised by the CCG	2018	Green		n/app		n/app		
	134a: Evidence based interventions	19-20 Q2	Amber		n/app		n/app		
Integrated primary care and community health services	127b: Emergency admissions for urgent care sensitive conditions	19-20 Q2	3103	2497	Lowest performing quartile		n/app		
	128b: Patient experience of GP services	2019	84.23%	82.90%	Interquartile range		n/app		
	130a: Achievement of clinical standards in the delivery of 7 day services	2017-18	1		Lowest performing quartile		n/app		
	131a: Percentage of NHS Continuing Healthcare full assessments taking place in an acute hospital setting	19-20 Q2	7.55%	6.21%	Interquartile range	15%	Pass		
Leadership and workforce	128d: Primary care workforce	2019 Q3	1.07	1.06	Interquartile range		n/app		
	162a: Probity and corporate governance	19-20 Q2	Fully compliant		n/app		n/app		
	163a: Staff engagement index	2018	3.78	3.82	Interquartile range		n/app		
	163b: Progress against the Workforce Race Equality Standard	2018	0.12	0.14	Interquartile range		n/app		
	164a: Effectiveness of working relationships in the local system	2018-19	70.1		Interquartile range		n/app		
	165a: Quality of CCG leadership	19-20 Q2	Green		n/app		n/app		
	166a: Compliance with statutory guidance on patient and public participation in commissioning health and care	2018	Green		n/app		n/app		

Area	Metric	Period	Latest value	England value	National Benchmark	National Target	Target met	Target achieved	Change in performance
Learning disability and autism	124a: Reliance on specialist inpatient care for people with a learning disability and/or autism	19-20 Q2	51		Interquartile range		n/app	●	●
	124b: Proportion of people with a learning disability on the GP register receiving an annual health check	2019-20			Lowest performing quartile		n/app	●	→
	124c: Completeness of the GP learning disability register	2018-19	0.62%		Highest performing quartile		n/app	●	↑
Maternity services	125a: Neonatal mortality and stillbirths	2017	5.52		Lowest performing quartile		n/app	●	↓
	125b: Women's experience of maternity services	2018	82.1	82.7	Interquartile range		n/app	●	↓
	125c: Choices in maternity services	2018	62.2	60.4	Interquartile range		n/app	●	↓
	102a: Percentage of children aged 10-11 classified as overweight or obese	2015-16 to	31.80%	34.20%	Interquartile range		n/app	●	↓
People with long term conditions and complex needs	105c: Percentage of deaths with three or more emergency admissions in last three months of life	2017	6.99%	7.40%	Interquartile range		n/app	●	↑
	108a: The proportion of carers with a long term condition who feel supported to manage their condition	2019	59.60%	57.30%	Interquartile range		n/app	●	●
	126a: Estimated diagnosis rate for people with dementia	2020 01	76.53%	67.60%	Highest performing quartile	67%	Pass	●	↑
	126b: Dementia care planning and post-diagnostic support	2018-19	75.81%	78.00%	Lowest performing quartile		n/app	●	↓
Personalisation and patient choice	105b: Personal health budgets	19-20 Q2	81	102	Interquartile range		n/app	●	↑
	144a: Utilisation of the NHS e-referral service to enable choice at first routine elective referral	2019 07	99.90%	99.80%	Interquartile range	100%	Fail	●	↑
Planned care	129a: Patients waiting 18 weeks or less from referral to hospital treatment	2019 12	92.09%	83.70%	Highest performing quartile	92%	Pass	●	↑
	129b: Overall size of the waiting list	2019 12	16198	4416584	Interquartile range		n/app	●	↑
	129c: Patients waiting over 52 weeks for treatment	2019 12	0	1467	Highest performing quartile		n/app	●	↑
	133a: Percentage of patients waiting 6 weeks or more for a diagnostic test	2019 12	0.42%	4.17%	Highest performing quartile	1%	Pass	●	↓
Smoking	125d: Maternal smoking at delivery	19-20 Q2	9.32%	10.40%	Interquartile range	6%	Fail	●	↑